


D.A.V. PUBLIC SCHOOL, NTPC

HOLIDAY HOMEWORK

CLASS - I (2021-22)

Let's hold each other's hands to save the world!!!



Summer vacation will start from
26th May 2021 (Wednesday)

Online classes will resume from
1st July 2021 (Thursday)

Summer! Summer! Summer!

Let's all have fun

But this time we will not go out

And we will not run

We will be at home

With dad and mom

To fight against Corona

We will follow all the norms.



Dear Parents,

As you are your child's first and most important teacher, you can encourage your child's love of learning by participating in different activities at home. Working together will help your child build confidence.

Here are few suggestions to utilize holidays fruitfully:-

- ❖ **RECAPITULATION:** Make your ward revise all the work that is done till date of each subject in the class.
- ❖ **READING IS A FUN:** Books are our best friends. We can find the whole world in them. Help your ward to read few age appropriate Story books in English and Hindi.
- ❖ **CULTIVATE GOOD MANNERS AND HABITS :** Help the child to make ample use of magic words like Please, Sorry, Excuse me, Thank you. Make them understand the importance of helping others.
- ❖ **FUN WITH GAMES:** Play indoor games like Ludo, Snakes and Ladders, carrom board with your ward. This will help them to strengthen their skills.
- ❖ **CARE AND CONCERN:**
 - Help your elders and youngsters.
 - Save precious resources of the earth – water, electricity, paper etc.
 - Keep your surroundings clean and green.
 - To protect birds and street animals from scorching heat. Keep and refill the feeding bowls with water and food for them.

Creativity on Father's Day- 20th June (Sunday)

Help your ward to celebrate Father's day by making a beautiful card for his/her father and writing a lovely note in it. Take idea from the link - <https://www.facebook.com/papermagicreny/videos/3749484728617873/?sfnsn=wiwspmo>

You can also help him/her to do different activities for example-

- Dance Performance
- Song
- Gardening
- Yoga
- Prepare any dish etc.



International Yoga Day- 21st June (Monday)

Let's Exercise



Instructions-

1. Boat Pose

(Balance on your buttocks with your legs up. Then rock in the water like a boat.)



2. Butterfly Pose

(Sit on your buttocks with a tall spine, bend your legs, place the soles of your feet together, and gently flap your legs like the wings of a butterfly.)



3. Extended cat Pose

(Come to all fours, extend one leg out behind you, and look forward.)



Experiments

Hands on Experiments and projects are best methods to develop the skills of children, explore the world and enhance their knowledge with curiosity. Let's enjoy few experiments. Click the given link and enjoy -

Water Experiment - <https://www.facebook.com/thedadlab/videos/1669099949963400/?sfnsn=wiwspm>

Rollercoaster of Emotions - <https://www.facebook.com/thedadlab/videos/301173508122600/?sfnsn=wiwspm>

Ball Experiment - <https://www.facebook.com/thedadlab/videos/909642713191714/?sfnsn=wiwspm>

LANGUAGE DEVELOPMENT (ENGLISH)

Topic	Sub -Topic	Listening Skills/ Speaking Skills	Reading Skills	Writing Skills	Art Integration	Experiential Learning
Stories		Learn any 2 stories. PANCHATANTRA TALES - https://youtu.be/Uw6EDTR9i_k THE CAT IN THE HAT - https://youtu.be/-LL62u6-OjY THE LION, THE WITCH AND THE WARDROBE - https://youtu.be/CP5uXoNf7Nc			Make puppets based on your stories.	Record your stories and send video.
Poems		Learn any 2 poems. GOD'S LOVE IT'S SO WONDERFUL - https://youtu.be/45nE9seSVBk OPEN A BOOK - https://youtu.be/BvvVGSc9Lw4 A GIFT TO YOU - https://youtu.be/oJzZpfAcApk			Make the props for poem recitation.	Record your poems and send video.
L- 1 to 3	In, on, under	Youtube link - https://youtu.be/us9DwpOtsol		Do the attached worksheet	Creativity for use of preposition words by drawing /pasting pictures (in, on, under).	Show the position of different objects using these preposition and send video.
L – 1 to 5	New Words	Read & Speak new words of L-1 to 5 from My English Reader		write all the new words in holiday homework notebook	Make a word train of new words	
L – 4 Neha in a Jeep	“ee” sound words	Youtube link - https://youtu.be/vkfZYooy1Jw		Write 5 “ee” sound words in the notebook everyday.	Make a Picture chart showing “ee” soundwords. (Like- jeep, sweet etc.)	Collect the things of “ee” sound words from home and write their name in the notebook.
L-5 The Big Bell	“ll” sound words	Youtube link - https://youtu.be/HSPuhHI_wgg		Write 5 “ll” sound words in the notebook everyday.	Make Flash cards showing “ll” sound words. (Like- well, bell)	Collect the things of “ll” sound words from home and write their name in the notebook.
L -4 & 5	Rhyming words	Youtube link for “ee” sound rhyming words – Youtube link for “ll” sound rhyming words – https://youtu.be/0YQCl2UUa0g		Do the attached worksheet	Design beautiful wall hanging showing rhyming words like – seed – feed , wall – ball	
L -1 & 5	Sentence Formation	Youtube link - https://youtu.be/2ierCAmycO8 Frame sentences of the given words and tell to your parents - in, on, under, this, that, bed, cot, sky, jump, mat, cake, chair, table, room, zoo,tree, water, pond, jeep, green, seed, geese, bell, tall, small, well, pill, hill, doll, ball		Frame sentences of the given words in the notebook- in, on, under, this, that, bed, cot, sky, mat, cake, chair, table, room, zoo, pond, jeep, green, seed, geese, small, well, pill, hill, doll, ball,	Make your sentence chart and write any 10 sentences on it.	

(भाषा विकास - हिन्दी)

Topic	Sub -Topic	Listening Skills/ Speaking Skills	Reading Skills	Writing Skills	Art Integration	Experiential Learning
कहानियाँ		कोई कहानियाँ याद करे - PRINCESS CINDERELLA (HINDI) - https://youtu.be/7YkzC0a1GXo CHALAK BAKRI - https://youtu.be/o_MUyflsE_4 MITTI MEIN SONA(HINDI) - https://youtu.be/r883RqDI_RA			कहानी पर आधारित पात्रों की कठपुतली बनाए	कहानियाँ याद करके विडियो बनाकर भेजे
स्वर व व्यंजन		Youtube link – https://youtu.be/k81-eRhu4_Y		स्वर व व्यंजन 5 - 5 बार पुस्तिका में लिखे ।	स्वर व व्यंजन की लडी बनाए	
पाठ -3 समझदार अजय	आ मात्रा शब्द	Youtube link for आ मात्रा – https://youtu.be/NfxXQ2L6EG4	पाठ का प्रतिदिन पाठन अभ्यास करे ।	आ मात्रा शब्दों वाले 3 फलों, 3 शरीर के अंगों और 3 रंगों के नाम कॉपी में लिखें । आ मात्रा के 10 शब्द प्रतिदिन पुस्तिका में लिखकर अभ्यास करे	आ मात्रा शब्दों की एक रेलगाड़ी बनाये ।	घर पर आ मात्रा वाली वस्तुओं को खोजकर उनके नाम पुस्तिका में लिखे ।
पाठ - 4 रविवार का दिन	इ मात्रा शब्द	Youtube link for इ मात्रा – https://youtu.be/ApMJozZYvMQY http://youtu.be/RA1JkLI3Wg http://youtu.be/LwjXKia60ds	पाठ का प्रतिदिन पाठन अभ्यास करे ।	इ मात्रा के 10 शब्द प्रतिदिन पुस्तिका में लिखकर अभ्यास करे ।	इ मात्रा के शब्दों के चित्र बनाये और उनकी वॉल हैंगिंग बनाए ।	घर पर इ मात्रा वाली वस्तुओं को खोजकर उनके नाम पुस्तिका में लिखे ।
पाठ - 4 व 5	वाक्य बनाए	Youtube link - http://youtu.be/KvqAhq08pLM वाक्य बनाकर माता - पिता को सुनाए:- अनार, गाजर, टमाटर, आम, तबला, अखबार, तलवार, गमला, किताब, गिलास, बारिश, पहिया, छिलका ।		वाक्य बनाकर पुस्तिका में लिखे:- अनार, गाजर, टमाटर, आम, तबला, अखबार, तलवार, गमला, किताब, गिलास, बारिश, पहिया, छिलका ।	किन्ही 10 वाक्यों की एक सुंदर लडी बनाए ।	
पाठ - 1 से 4	सुलेख			प्रतिदिन एक सुलेख लिखे ।		

COGNITIVE DEVELOPMENT (MATHEMATICS)

Topic	Sub-topic	Videos related to content	Notebook Work	Art Integration	Experiential Learning
Comparison	Numbers (1 to 50)	Youtube link - https://youtu.be/4bEP1_tO45Q	Revise and Write Numbers (1 to 50) twice a week in the notebook.	Prepare a beautiful chart of Numbers (1 to 50).	Make a ABACUS using waste material and show different numbers on it between 1 to 50.
Comparison	Comparison	Big/small - https://youtu.be/a-7jsy8wjAo Long/short - https://youtu.be/a-7jsy8wjAo More/ less - https://youtu.be/xXyfon-SOR8 Thick/Thin - https://youtu.be/3fTKjR7ZHWE Tall/Short - https://youtu.be/KrpSjTLTD3k Far/Near - https://youtu.be/lvm8MRsSwVM	Do the attached worksheet	Make Flash cards of Comparison Concepts – Big/Small Long/Short More/Less Thick/Thin Tall / short More/Few Far/Near	Collect the things based on Comparison Concepts and compare them. Make a video. – Big/Small Long/Short More/Less Thick/Thin Tall / short More/Few Far/Near
Comparison	Number Names (1-20)	Youtube link - https://youtu.be/35ERW0y4DKo	Write number names (1 -20) twice a week in the notebook	Make a beautiful Wall Hanging of Number Names (1-20)	Collect the objects and show them with number names. Send video

COGNITIVE DEVELOPMENT (ENVIRONMENTAL STUDIES)

Topic	Sub-topic	Videos related to content	Notebook Work	Art Integration	Experiential Learning
L-1 More About Me	My Self	Youtube link - https://youtu.be/KZn42zsbPN0	Write 7 – 8 lines about “My Self” in the notebook.	Make a beautiful chart on “My Self”. Paste your picture also.	Make your video on “My Self”
L-1 More About Me	Sense Organs	Youtube link - https://youtu.be/-zqN35fLP-M	Write the name of sense organs in the notebook.	Make a sense organ Chart on A4 size sheet.	Make sense station. Keep different objects and use your senses to feel them.
L-2 Keeping Clean	Health and Hygiene	Youtube link on health and hygiene - https://youtu.be/VVT7rnaG60M Youtube link to make kit - https://youtu.be/JEmVNjxkSbg	Write 6-7 lines on health and hygiene in the notebook.	Make a Hygiene Kit. Cover it using white paper and write Hygiene kit on it. Keep the cleanliness things like – soap, hand sanitizer, bottle of oil, comb, hanky nail cutter, & use it.	
L-1 & 2	Book Exxercises		Revise all the book exercises of L-1 & 2. Learn & write the spellings.		
L- 3 Our Food	Healthy & Unhealthy Food	Story link on healthy and healthy food - https://youtu.be/QIMEGPlaaUU	Write the name of 5 healthy and 5 unhealthy food,	Make collages on Healthy & Unhealthy Food.	Make a sandwich and lemonade with the help of your mother. Make your video.

VALUE EDUCATION (NAITIK SHIKSHA)

पाठ - 1 आकाश :- पाठ में आए शब्दों को पढ़े व पुस्तिका में लिखे । दिन व रात में आकाश में दिखाई देने वाली वस्तुओं का अवलोकन करे व इनका चित्र शीट पर बनाए ।

पाठ - 2 वातावरण :- पाठ में आए शब्दों को पढ़े व पुस्तिका में लिखे । गाँव का चित्र बनाकर रंग भरे ।

पाठ - 3 जीवन के आधार :- पाठ में आए शब्दों को पढ़े व पुस्तिका में लिखे ।

ART & CRAFT

1. Do practice of drawing the following on A4 size sheet:-

My school /Fruit basket

Duck in the pond

Hut / House

2. Complete step by step book pages (1 to 10)

3. Show your creativity by making “Best out of waste”.

MUSIC, DANCE AND DRAMA

Sing in rhythm with the given singing links.

Prayer- Subaha swere lekar tera naam prabhu <https://www.youtube.com/watch?v=w5-0XISuqOE>

Prayer- Itni shakti hame dena daata - <https://www.youtube.com/watch?v=0iB6q59IPSc>

National song Vande mataram - https://www.hindigeetmala.net/song/vande_matram_sujalam_sufalam.htm

English song/prayer (A gift to you) - https://www.youtube.com/watch?v=J_g76phMf5E

Note – Do the given worksheets also to revise the chapters and concepts done in the class.

(हिन्दी कार्यपत्र - 1)

1. समान शब्द खोजकर गोला लगाइए -

खाना - नाना जाना खाना

बाजा - राजा बाजा आज्ञा

ताला - माला जाला ताला

2. आ (I) मात्रा लगाकर शब्द पूरा करे -

च - ___वल ___लाक

त - ___कत ___जमहल

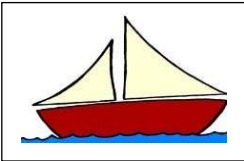
र - ___जा ___त

ग - ___जर ___यक

3. चित्र देखकर नाम पर गोला लगाइए -



तान कान दान मान



गाल नाक हाल नाव



मटका अटका खटका झटका

(हिन्दी कार्यपत्र - 2)

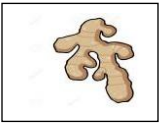
समानलय शब्द लिखे -


हमला -	_____	_____	_____
सजाना -	_____	_____	_____
आग -	_____	_____	_____
ताला -	_____	_____	_____
राजा -	_____	_____	_____

चित्र देखकर वाक्य बनाइए -


















(हिन्दी कार्यपत्र - 3)

चित्र देख कर नाम बताये
खानों में लिखे चित्रों के नाम चुनें और सही चित्र के नीचे ले जाये।

गाजर	अखबार	उपहार	गदा	नाक
आम	हलवा	कान	महल	बादल

(ENGLISH WORKSHEET – 1)

WRITING SIMPLE WORDS

Look at the picture.
Complete the word.

1

2

3

4

5

l

g

m

t

p

t

(ENGLISH WORKSHEET – 2)

Choose the correct preposition to complete the sentence.

1.



Mangoes are _____ a basket.
(in, on, under)

2.



Water is _____ a glass.
(in, on, under)

3.



A letter is _____ a mat.
(in, on, under)

4.



A ball is _____ the tub.
(in, on, under)

5.



A rat is _____ a box.
(in, on, under)

6.



A dog is _____ a tree.
(in, on, under)

(ENGLISH WORKSHEET – 3)

Write the rhyming words of given words –

bee		
tree		
jeep		
sweet		
bill		
well		
full		
hall		

(ENGLISH WORKSHEET -4)


Name the picture and make a sentence with the same word –



w h ____l



t r ____



s ____d



w e ____

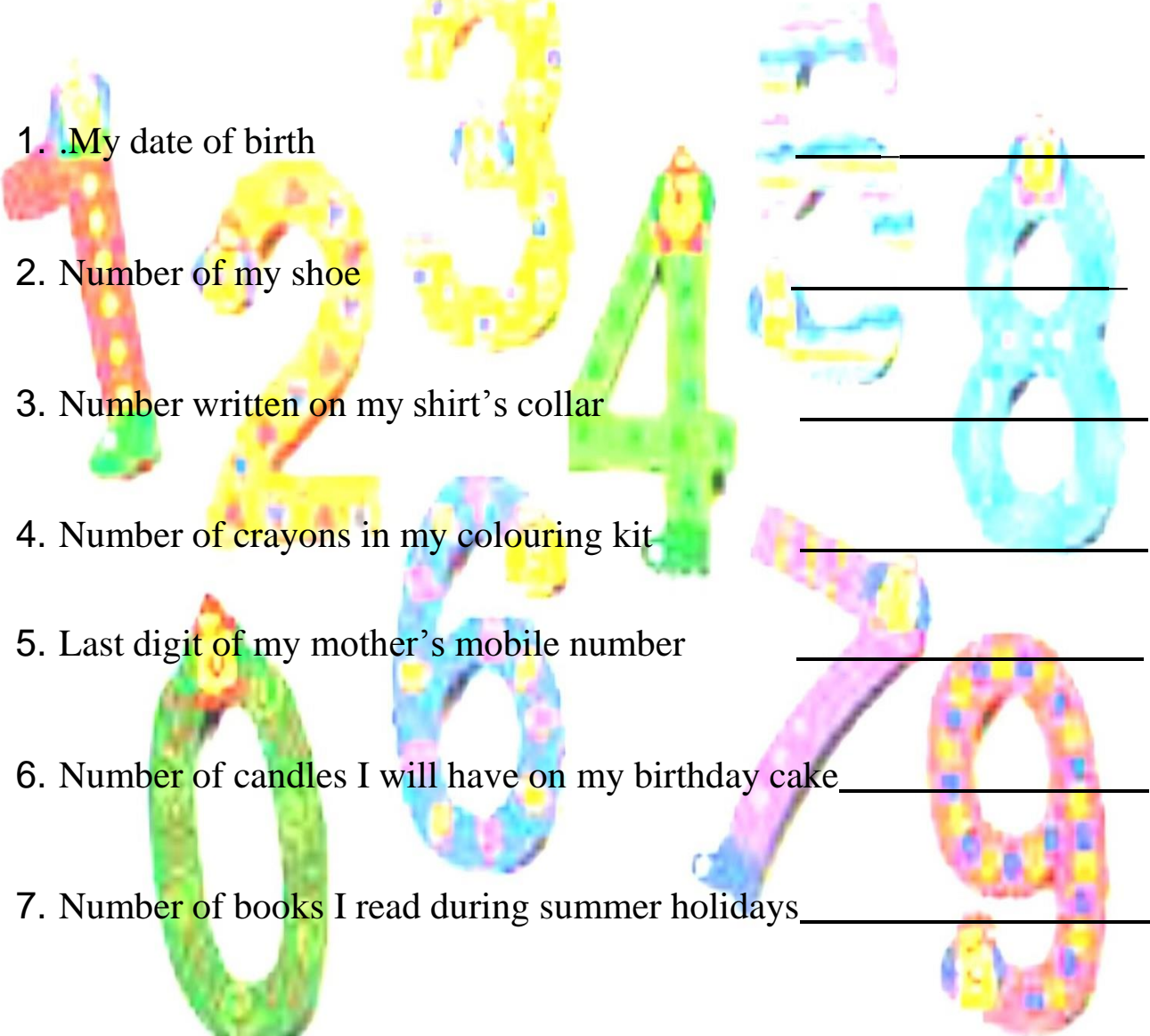


d o ____



(MATHEMATICS WORKSHEET – 1)

Numbers are everywhere! Let's find out!



1. My date of birth _____

2. Number of my shoe _____

3. Number written on my shirt's collar _____

4. Number of crayons in my colouring kit _____

5. Last digit of my mother's mobile number _____



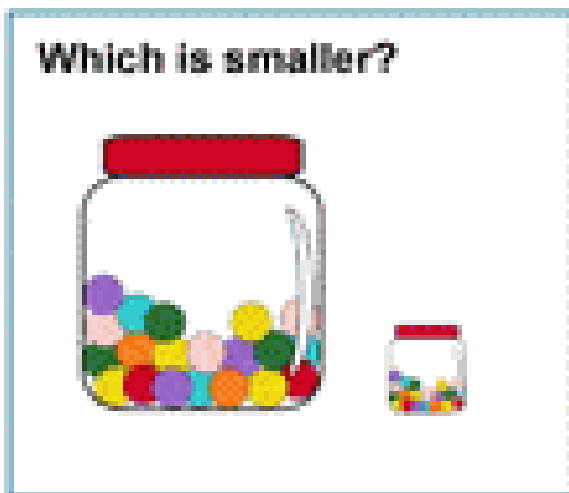


6. Number of candles I will have on my birthday cake _____

7. Number of books I read during summer holidays _____

8. Number of teeth I have. _____

(MATHEMATICS WORKSHEET – 2)

Circle the correct one -



(MATHEMATICS WORKSHEET – 3)


More or less

Count and circle the correct one -


Circle the set that has less.



Circle the set that has less.




Circle the set that has more.



(MATHEMATICS WORKSHEET – 4)

Connect the dots and Color!
Smiling Lion



(MATHEMATICS WORKSHEET – 5)

Fill the missing Number in the square.

5	6		8	9
---	---	--	---	---

12	13	14		16
----	----	----	--	----

33		35	36	37
----	--	----	----	----

	2	3	4	5
--	---	---	---	---

	42	43	44	45
--	----	----	----	----

(EVS WORKSHEET-1)

My Sense Station

Write 5 things that we can smell

Write 5 things that we can taste

Write 5 things that we can see

Write 5 things that we can hear

Write 5 things that we can feel

(EVS WORKSHEET-2)

About myself

My name is _____.

I am _____ years old.

I am a _____.(boy/ girl)

I study in Class 1 Pearl.

My father's name is Mr._____.

My mother's name is Mrs._____.

My class teacher's name is Ms._____.

My school name is D.A.V Public School,


NTPCI live in Faridabad.

My favourite colour is_____.

My favourite cartoon is_____.

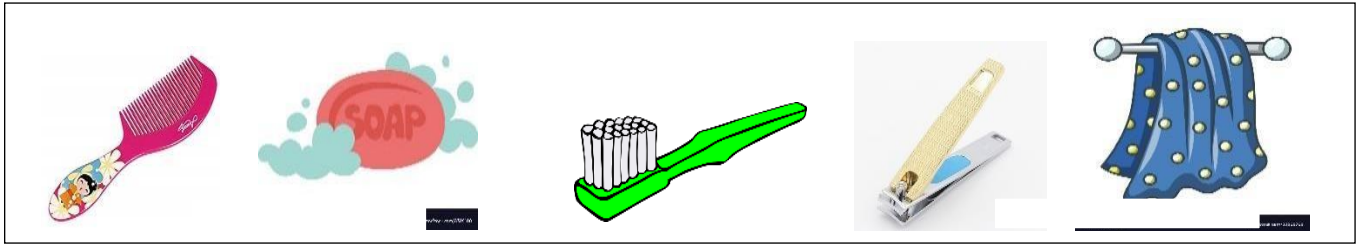
My favourite fruit is_____.

Are you a boy or a girl? Colour the right picture.



(EVS WORKSHEET-3)

Write the names of the cleanliness objects used to –



1. To comb your hair.

2. To wipe your body.

3. To clean your teeth.


4. To cut your nails.

5. To wash your hands.

(EVS WORKSHEET-4)

Label the Body Parts

Cut out each word and match it to the correct body part.



hand	leg	eyes	ears
head	arm	mouth	foot



Happy

dreamstime.

Holidays

STAY HOME
STAY HEALTHY
AND
STAY SAFE